


### Luminaire Photograph



Light Output Ratio:	26.1%	
Luminaire Power:	15.81 W	
SHR Nominal:	0.50	Calculated using the TM5
SHR Maximum:	0.55	fine grid method.

C Range: 0 - 360DEG  
C Interval: 30.0DEG  
Test Speed: HIGH  
Temperature: 25.3 °C  
Operators: zoe  
Test Date: 2024-12-24

Range: 0 - 180DEG  
Interval: 1.0DEG  
Test System: EVERFINE GO-SPEX500\_V1 SYSTEM V2.00.461  
Humidity: 65.0%  
Test Distance: 3.160m [K=1.0000]  
Remarks: LAMP: NF2W757GRT-V4 Ra: 90  
LENS: KY-XLZ148-36R+HONEYCOMB LOUVER  
NOT DRIVER: 48V  
30minutes warm-up

## LUMINOUS INTENSITY DISTRIBUTION DIAGRAM

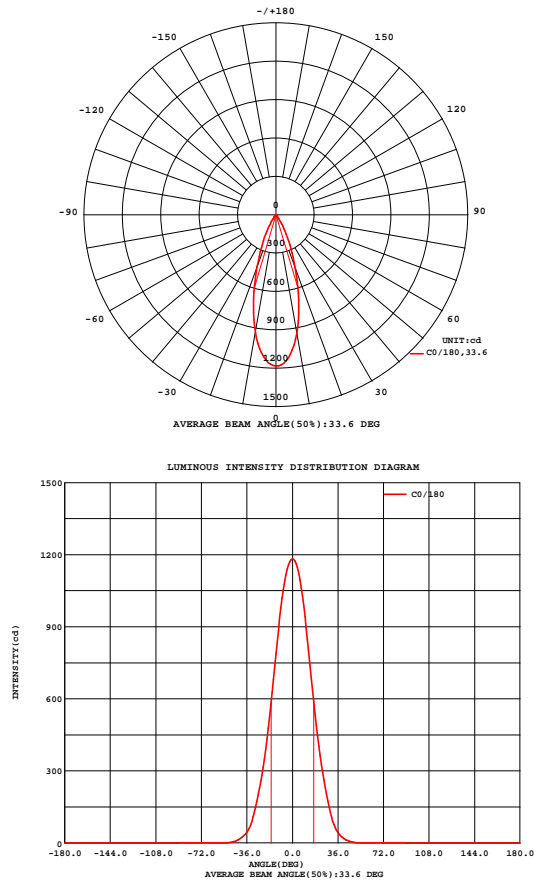


Fig. C0/C180

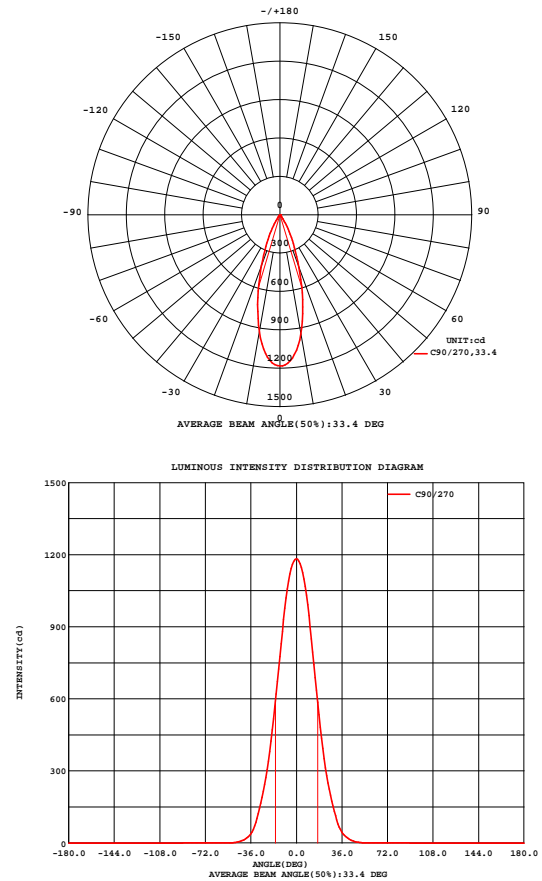


Fig. C90/C270

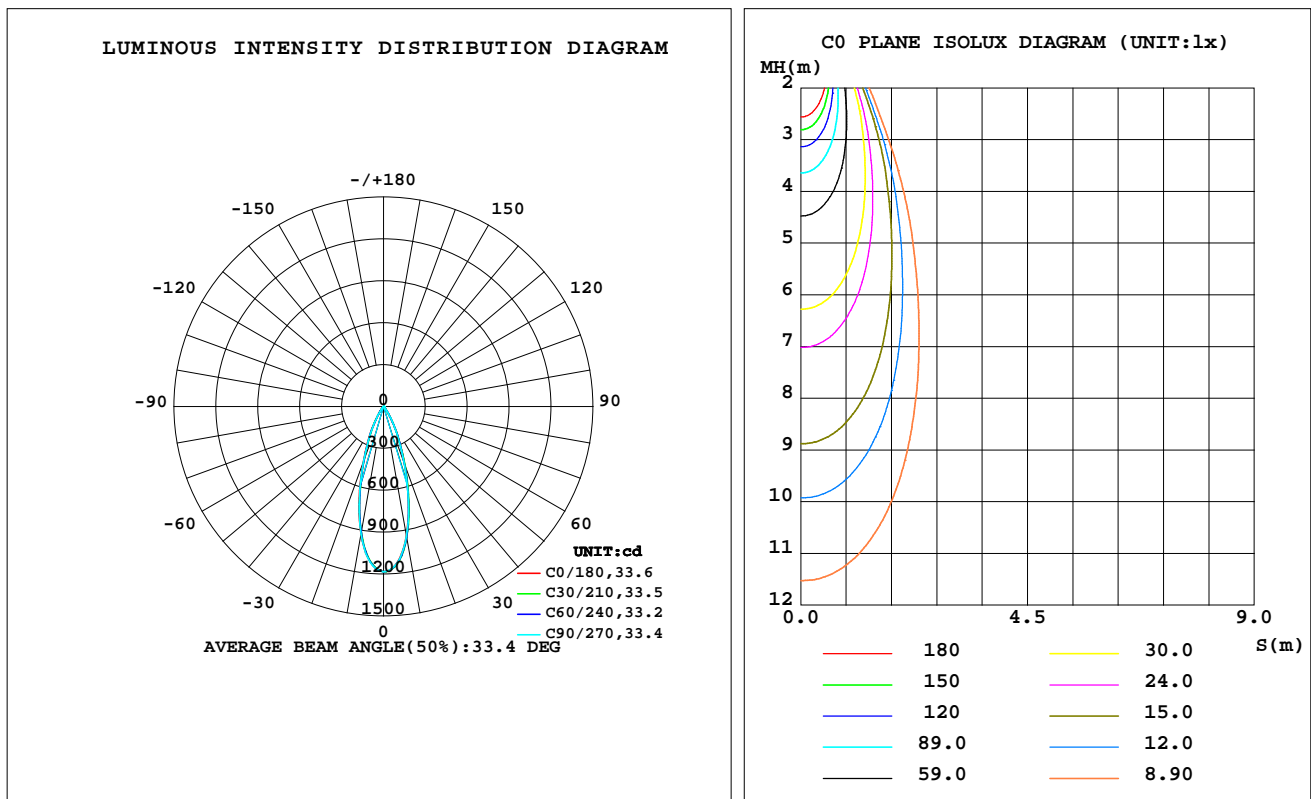
C Range: 0 - 360DEG  
C Interval: 30.0DEG  
Test Speed: HIGH  
Temperature:25.3℃  
Operators:zoe  
Test Date:2024-12-24

Range: 0 - 180DEG  
Interval: 1.0DEG  
Test System:EVERFINE GO-SPEX500\_V1 SYSTEM V2.00.461  
Humidity:65.0%  
Test Distance:3.160m [K=1.0000]  
Remarks: LAMP:NFW757GRT-V4 Ra:90  
LENS:KY-XLZ148-36R+HONEYCOMB LOUVER  
NOT DRIVER:48V  
30minutes warm-up

## LUMINAIRE PHOTOMETRIC TEST REPORT

Test:U:47.997V I:0.3295A P:15.815W PF:1.0000 Freq:49.99Hz Lamp Flux:1709.4x1 lm		
NAME: OZ48-KDHL-16	TYPE:	WEIGHT:
SPEC.: 3000K	DIM.:	SERIAL No.: 2412241508
MFR.: RISE	SUR.: 0.00413m2	Shielding Angle:

DATA OF LAMP		PHOTOMETRIC DATA Eff: 28.20 lm/W			
MODEL	Nichia	I <sub>max</sub> (cd)	1183	S/MH(C0/180)	0.55
NOMINAL POWER(W)	16	LOR(%)	26.1	S/MH(C90/270)	0.55
RATED VOLTAGE(V)	48	TOTAL FLUX(lm)	446.01	UP,DN(C0-180)	0.0,13.2
NOMINAL FLUX(lm)	1709.4	CIE CLASS	DIRECT	UP,DN(C180-360)	0.0,12.9
LAMPS INSIDE	1	up(%)	0.0	CIBSE SHR NOM	0.50
TEST VOLTAGE(V)	48	down(%)	26.1	CIBSE SHR MAX	0.55



C Range: 0 - 360DEG  
C Interval: 30.0DEG  
Test Speed: HIGH  
Temperature:25.3℃  
Operators:zoe  
Test Date:2024-12-24

Range: 0 - 180DEG  
Interval: 1.0DEG  
Test System:EVERFINE GO-SPEX500\_V1 SYSTEM V2.00.461  
Humidity:65.0%  
Test Distance:3.160m [K=1.0000]  
Remarks: LAMP:NF2W757GRT-V4 Ra:90  
LENS:KY-XLZ148-36R+HONEYCOMB LOUVER  
NOT DRIVER:48V  
30minutes warm-up

## ZONAL FLUX DIAGRAM

### ZONAL FLUX DIAGRAM:

	C0	C45	C90	C135	C180	C225	C270	C315		zone	total	%lum,lamp
10	942.6	954.8	947.1	924.0	933.0	920.2	930.3	953.2	0- 10	101.1	101.1	22.7,5.91
20	444.5	448.0	436.4	417.4	431.9	413.2	424.7	453.0	10- 20	185.9	287.0	64.3,16.8
30	127.1	134.3	131.9	120.7	126.5	116.0	121.9	129.6	20- 30	116.2	403.2	90.4,23.6
40	21.62	23.30	23.14	21.82	23.37	19.23	17.50	19.97	30- 40	36.00	439.2	98.5,25.7
50	1.452	1.963	2.164	1.807	1.780	1.199	1.304	1.215	40- 50	6.422	445.6	99.9,26.1
60	0.0404	0.0353	0.0287	0.0361	0.0338	0.0206	0.0220	0.0210	50- 60	0.3416	446.0	100,26.1
70	0.0199	0.0180	0.0161	0.0174	0.0199	0.0136	0.0155	0.0155	60- 70	0.0212	446.0	100,26.1
80	0.0171	0.0110	0.0142	0.0095	0.0127	0.0074	0.0130	0.0095	70- 80	0.0144	446.0	100,26.1
90	0	0	0	0	0	0	0	0	80- 90	0.0099	446.0	100,26.1
100	0	0	0	0	0	0	0	0	90-100	0	446.0	100,26.1
110	0	0	0	0	0	0	0	0	100-110	0	446.0	100,26.1
120	0	0	0	0	0	0	0	0	110-120	0	446.0	100,26.1
130	0	0	0	0	0	0	0	0	120-130	0	446.0	100,26.1
140	0	0	0	0	0	0	0	0	130-140	0	446.0	100,26.1
150	0	0	0	0	0	0	0	0	140-150	0	446.0	100,26.1
160	0	0	0	0	0	0	0	0	150-160	0	446.0	100,26.1
170	0	0	0	0	0	0	0	0	160-170	0	446.0	100,26.1
180	0	0	0	0	0	0	0	0	170-180	0	446.0	100,26.1
DEG	LUMINOUS INTENSITY:cd									UNIT:lm		

C Range: 0 - 360DEG  
C Interval: 30.0DEG  
Test Speed: HIGH  
Temperature:25.3℃  
Operators:zoe  
Test Date:2024-12-24

Range: 0 - 180DEG  
Interval: 1.0DEG  
Test System:EVERFINE GO-SPEX500\_V1 SYSTEM V2.00.461  
Humidity:65.0%  
Test Distance:3.160m [K=1.0000]  
Remarks: LAMP:NF2W757GRT-V4 Ra:90  
LENS:KY-XLZ148-36R+HONEYCOMB LOUVER  
NOT DRIVER:48V  
30minutes warm-up

### LUMINANCE LIMITATION CURVES

Test:U:47.997V I:0.3295A P:15.815W PF:1.0000 Freq:49.99Hz  
Lamp Flux:1709.4x1 lm

NAME: OZ48-KDHL-16

TYPE:

WEIGHT:

SPEC.: 3000K

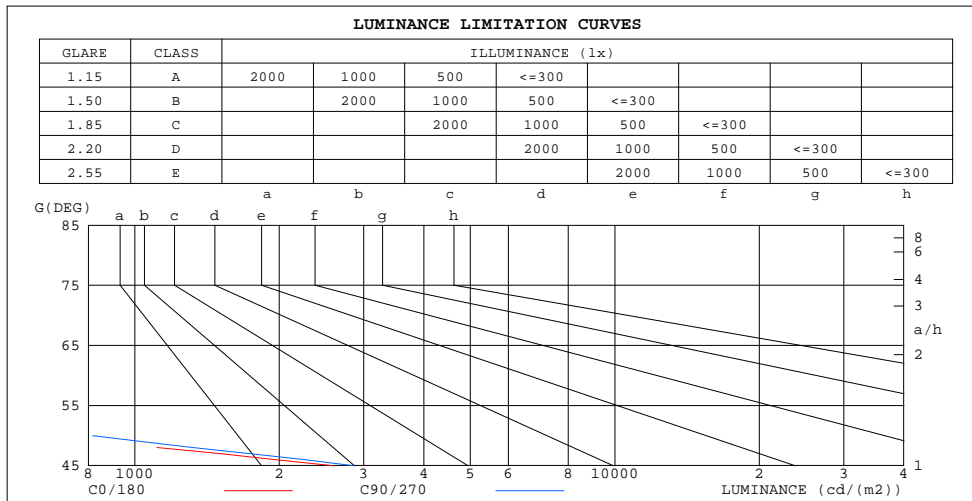
DIM.:

SERIAL No.: 2412241508

MFR.: RISE

SUR.: 0.00413m2

Shielding Angle:



LUMINANCE cd/(m2)		
G(180)	C0/180	C90/270
85	60	33
80	24	20
75	17	14
70	14	11
65	15	11
60	20	14
55	119	83
50	547	816
45	2592	2860

C Range: 0 - 360DEG  
C Interval: 30.0DEG  
Test Speed: HIGH  
Temperature:25.3℃  
Operators:zoe  
Test Date:2024-12-24

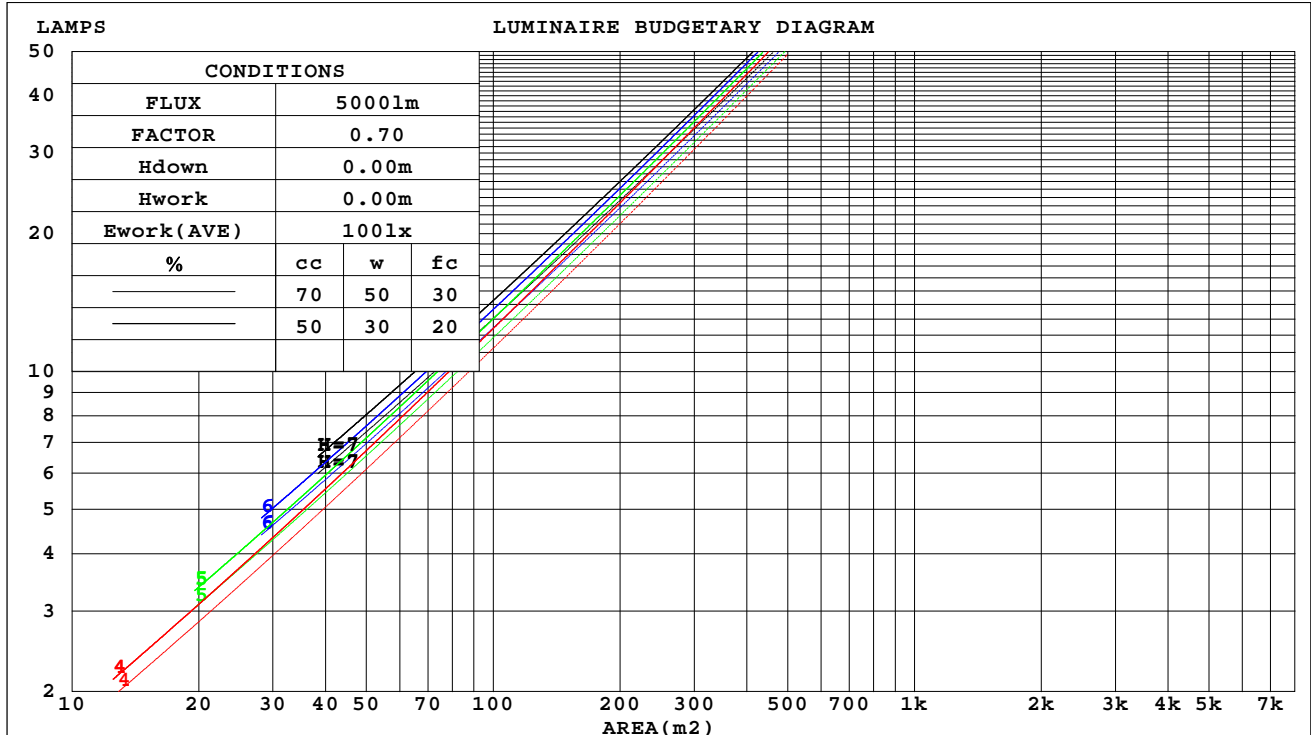
Range: 0 - 180DEG  
Interval: 1.0DEG  
Test System:EVERFINE GO-SPEX500\_V1 SYSTEM V2.00.461  
Humidity:65.0%  
Test Distance:3.160m [K=1.0000]  
Remarks: LAMP:NF2W757GRT-V4 Ra:90  
LENS:KY-XLZ148-36R+HONEYCOMB LOUVER  
NOT DRIVER:48V  
30minutes warm-up

## CU AND LUMINAIRE BUDGETARY ESTIMATE DIAGRAM

Test:U:47.997V I:0.3295A P:15.815W PF:1.0000 Freq:49.99Hz  
Lamp Flux:1709.4x1 lm

NAME: OZ48-KDHL-16	TYPE:	WEIGHT:
SPEC.: 3000K	DIM.:	SERIAL No.: 2412241508
MFR.: RISE	SUR.: 0.00413m2	Shielding Angle:

cc	80%			70%			50%			30%			10%			0
w	50%	30%	10%	50%	30%	10%	50%	30%	10%	50%	30%	10%	50%	30%	10%	0
fc	20%			20%			20%			20%			20%			0
RCR	RCR:Room Cavity Ratio															



C Range: 0 - 360DEG  
C Interval: 30.0DEG  
Test Speed: HIGH  
Temperature:25.3℃  
Operators:zoe  
Test Date:2024-12-24

Range: 0 - 180DEG  
Interval: 1.0DEG  
Test System:EVERFINE GO-SPEX500\_V1 SYSTEM V2.00.461  
Humidity:65.0%  
Test Distance:3.160m [K=1.0000]  
Remarks: LAMP:NF2W757GRT-V4 Ra:90  
LENS:KY-XLZ148-36R+HONEYCOMB LOUVER  
NOT DRIVER:48V  
30minutes warm-up



## WEC AND CCEC

Test:U:47.997V I:0.3295A P:15.815W PF:1.0000 Freq:49.99Hz Lamp Flux:1709.4x1 lm		
NAME: OZ48-KDHL-16	TYPE:	WEIGHT:
SPEC.: 3000K	DIM.:	SERIAL No.: 2412241508
MFR.: RISE	SUR.: 0.00413m2	Shielding Angle:

cc	80%			70%			50%			30%			10%			0
w	50%	30%	10%	50%	30%	10%	50%	30%	10%	50%	30%	10%	50%	30%	10%	0
fc	20%			20%			20%			20%			20%			0
RCR	RCR:Room Cavity Ratio						Wall Exitance Coefficients(WEC)									
0.0																
1.0	.039	.022	.007	.037	.021	.007	.034	.020	.006	.031	.018	.006	.028	.017	.005	
2.0	.037	.020	.006	.035	.019	.006	.033	.018	.006	.030	.017	.005	.028	.016	.005	
3.0	.035	.018	.006	.033	.018	.005	.031	.017	.005	.029	.016	.005	.027	.015	.005	
4.0	.033	.017	.005	.032	.017	.005	.030	.016	.005	.028	.015	.005	.026	.014	.004	
5.0	.031	.016	.005	.030	.016	.005	.029	.015	.004	.027	.014	.004	.026	.014	.004	
6.0	.030	.015	.004	.029	.015	.004	.027	.014	.004	.026	.014	.004	.025	.013	.004	
7.0	.028	.014	.004	.028	.014	.004	.026	.013	.004	.025	.013	.004	.024	.013	.004	
8.0	.027	.013	.004	.027	.013	.004	.025	.013	.004	.024	.012	.004	.023	.012	.003	
9.0	.026	.013	.004	.025	.012	.003	.024	.012	.003	.024	.012	.003	.023	.012	.003	
10.0	.025	.012	.003	.025	.012	.003	.024	.012	.003	.023	.011	.003	.022	.011	.003	

cc	80%			70%			50%			30%			10%			0
w	50%	30%	10%	50%	30%	10%	50%	30%	10%	50%	30%	10%	50%	30%	10%	0
fc	20%			20%			20%			20%			20%			0
RCR	RCR:Room Cavity Ratio			Ceiling Cavity Exitance Coefficients(CCEC)												
0.0	.050	.050	.050	.042	.042	.042	.029	.029	.029	.017	.017	.017	.005	.005	.005	
1.0	.044	.041	.038	.038	.035	.033	.026	.024	.023	.015	.014	.013	.005	.005	.004	
2.0	.040	.035	.030	.034	.030	.026	.023	.021	.018	.013	.012	.011	.004	.004	.003	
3.0	.036	.030	.024	.031	.026	.021	.021	.018	.015	.012	.010	.009	.004	.003	.003	
4.0	.033	.026	.020	.028	.022	.017	.019	.015	.012	.011	.009	.007	.004	.003	.002	
5.0	.030	.022	.017	.026	.019	.014	.018	.014	.010	.010	.008	.006	.003	.003	.002	
6.0	.028	.020	.014	.024	.017	.012	.017	.012	.009	.010	.007	.005	.003	.002	.002	
7.0	.026	.018	.012	.023	.015	.010	.016	.011	.007	.009	.006	.004	.003	.002	.001	
8.0	.025	.016	.010	.021	.014	.009	.015	.010	.006	.009	.006	.004	.003	.002	.001	
9.0	.023	.015	.009	.020	.013	.008	.014	.009	.005	.008	.005	.003	.003	.002	.001	
10.0	.022	.014	.008	.019	.012	.007	.013	.008	.005	.008	.005	.003	.003	.002	.001	

C Range: 0 - 360DEG  
C Interval: 30.0DEG  
Test Speed: HIGH  
Temperature:25.3℃  
Operators:zoe  
Test Date:2024-12-24

Range: 0 - 180DEG  
Interval: 1.0DEG  
Test System:EVERFINE GO-SPEX500\_V1 SYSTEM V2.00.461  
Humidity:65.0%  
Test Distance:3.160m [K=1.0000]  
Remarks: LAMP:NF2W757GRT-V4 Ra:90  
LENS:KY-XLZ148-36R+HONEYCOMB LOUVER  
NOT DRIVER:48V  
30minutes warm-up

## UGR(Unified Glare Rating) Table

Test:U:47.997V I:0.3295A P:15.815W PF:1.0000 Freq:49.99Hz Lamp Flux:1709.4x1 lm										
NAME: OZ48-KDHL-16					TYPE:			WEIGHT:		
SPEC.: 3000K					DIM.:			SERIAL No.: 2412241508		
MFR.: RISE					SUR.: 0.00413m2			Shielding Angle:		
ceiling/cavity	0.7	0.7	0.5	0.5	0.3	0.7	0.7	0.5	0.5	0.3
walls	0.5	0.3	0.5	0.3	0.3	0.5	0.3	0.5	0.3	0.3
working plane	0.2	0.2	0.2	0.2	0.2	0.2	0.2	0.2	0.2	0.2
Room dimensions	Viewed crosswise					Viewed endwise				
x = 2H y = 2H	8.4	9.2	8.6	9.3	9.5	8.2	9.0	8.4	9.1	9.3
3H	8.2	8.9	8.5	9.1	9.3	8.1	8.8	8.3	9.0	9.2
4H	8.2	8.8	8.4	9.0	9.2	8.0	8.7	8.3	8.9	9.1
6H	8.1	8.7	8.4	8.9	9.2	7.9	8.5	8.2	8.8	9.0
8H	8.0	8.6	8.3	8.9	9.1	7.9	8.5	8.2	8.7	9.0
12H	8.0	8.6	8.3	8.8	9.1	7.8	8.4	8.1	8.7	8.9
4H 2H	8.2	8.8	8.4	9.0	9.2	8.0	8.7	8.3	8.9	9.1
3H	8.0	8.6	8.3	8.8	9.1	7.8	8.4	8.1	8.7	8.9
4H	7.9	8.4	8.2	8.7	9.0	7.7	8.2	8.1	8.5	8.8
6H	7.8	8.3	8.2	8.6	8.9	7.6	8.1	8.0	8.4	8.8
8H	7.7	8.2	8.1	8.5	8.9	7.6	8.0	8.0	8.3	8.7
12H	7.7	8.1	8.1	8.4	8.8	7.5	7.9	7.9	8.3	8.7
8H 4H	7.7	8.2	8.1	8.5	8.9	7.6	8.0	8.0	8.3	8.7
6H	7.6	8.0	8.0	8.4	8.8	7.5	7.8	7.9	8.2	8.6
8H	7.6	7.9	8.0	8.3	8.7	7.4	7.7	7.8	8.1	8.6
12H	7.5	7.8	8.0	8.2	8.7	7.3	7.6	7.8	8.1	8.5
12H 4H	7.7	8.1	8.1	8.4	8.8	7.5	7.9	7.9	8.3	8.7
6H	7.6	7.9	8.0	8.3	8.7	7.4	7.7	7.8	8.1	8.6
8H	7.5	7.8	8.0	8.2	8.7	7.3	7.6	7.8	8.1	8.5
Variations with the observer position at spacings(CIE Pub.117):										
S = 1.0H	+ 3.5 / -28.3					+ 3.7 / -29.8				
1.5H	+ 6.0 / -23.9					+ 6.2 / -22.4				
2.0H	+ 8.0 / -20.5					+ 8.4 / -22.3				

CIE Pub.117, 1709 lm Total Lamp Luminous Flux Correct (8log(F/F0) = 1.9)  
Area: 0.00413 m2

C Range: 0 - 360DEG  
C Interval: 30.0DEG  
Test Speed: HIGH  
Temperature:25.3℃  
Operators:zoe  
Test Date:2024-12-24

Range: 0 - 180DEG  
Interval: 1.0DEG  
Test System:EVERFINE GO-SPEX500\_V1 SYSTEM V2.00.461  
Humidity:65.0%  
Test Distance:3.160m [K=1.0000]  
Remarks: LAMP:NF2W757GRT-V4 Ra:90  
LENS:KY-XLZ148-36R+HONEYCOMB LOUVER  
NOT DRIVER:48V  
30minutes warm-up



### UTILIZATION FACTORS TABLE

Test:U:47.997V I:0.3295A P:15.815W PF:1.0000 Freq:49.99Hz Lamp Flux:1709.4x1 lm		
NAME: OZ48-KDHL-16	TYPE:	WEIGHT:
SPEC.: 3000K	DIM.:	SERIAL No.: 2412241508
MFR.: RISE	SUR.: 0.00413m2	Shielding Angle:

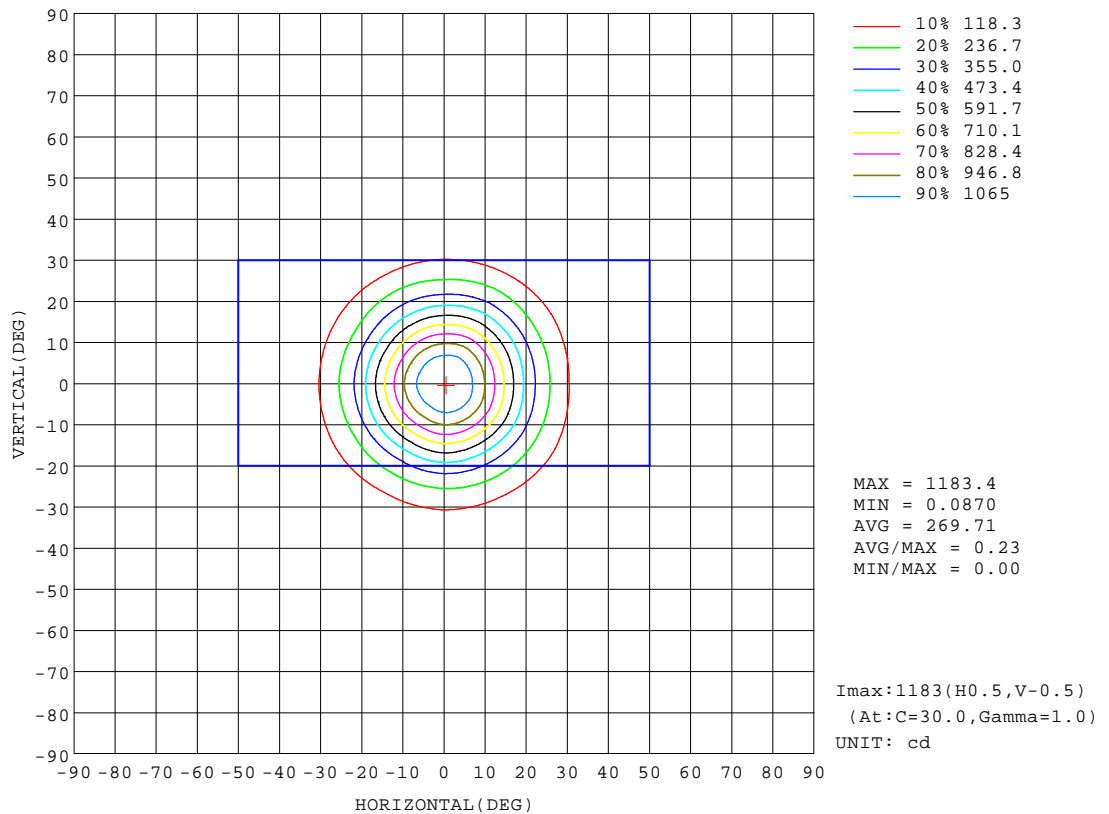
REFLECTANCE										
Ceiling	0.8	0.8	0.8	0.7	0.7	0.7	0.5	0.5	0.5	0
Walls	0.7	0.5	0.3	0.7	0.5	0.3	0.7	0.5	0.3	0
Working plane	0.2	0.2	0.2	0.2	0.2	0.2	0.2	0.2	0.2	0
ROOM INDEX	UTILIZATION FACTORS(PERCENT) $k(RI) \times RCR = 5$									
k = 0.60	24	22	21	24	22	21	23	22	21	20
0.80	25	24	23	25	24	23	25	24	23	22
1.00	26	25	24	26	25	24	26	25	24	23
1.25	27	26	25	27	26	25	27	26	25	24
1.50	28	27	26	28	27	26	27	26	26	25
2.00	29	28	27	28	27	27	28	27	26	25
2.50	29	28	27	29	28	27	28	27	27	25
3.00	29	29	28	29	28	28	28	28	27	25
4.00	30	29	29	29	29	28	28	28	28	26
5.00	30	30	29	30	29	29	29	28	28	26
ROOM INDEX	UF(total)									Direct
According to DIN EN 13032-2 2004			Suspended					SHRNOM = 1.25		

C Range: 0 - 360DEG  
C Interval: 30.0DEG  
Test Speed: HIGH  
Temperature:25.3℃  
Operators:zoe  
Test Date:2024-12-24

Range: 0 - 180DEG  
Interval: 1.0DEG  
Test System:EVERFINE GO-SPEX500\_V1 SYSTEM V2.00.461  
Humidity:65.0%  
Test Distance:3.160m [K=1.0000]  
Remarks: LAMP:NF2W757GRT-V4 Ra:90  
LENS:KY-XLZ148-36R+HONEYCOMB LOUVER  
NOT DRIVER:48V  
30minutes warm-up

## ISOCANDELA DIAGRAM

Test:U:47.997V I:0.3295A P:15.815W PF:1.0000 Freq:49.99Hz Lamp Flux:1709.4x1 lm		
NAME: OZ48-KDHL-16	TYPE:	WEIGHT:
SPEC.: 3000K	DIM.:	SERIAL No.: 2412241508
MFR.: RISE	SUR.: 0.00413m2	Shielding Angle:

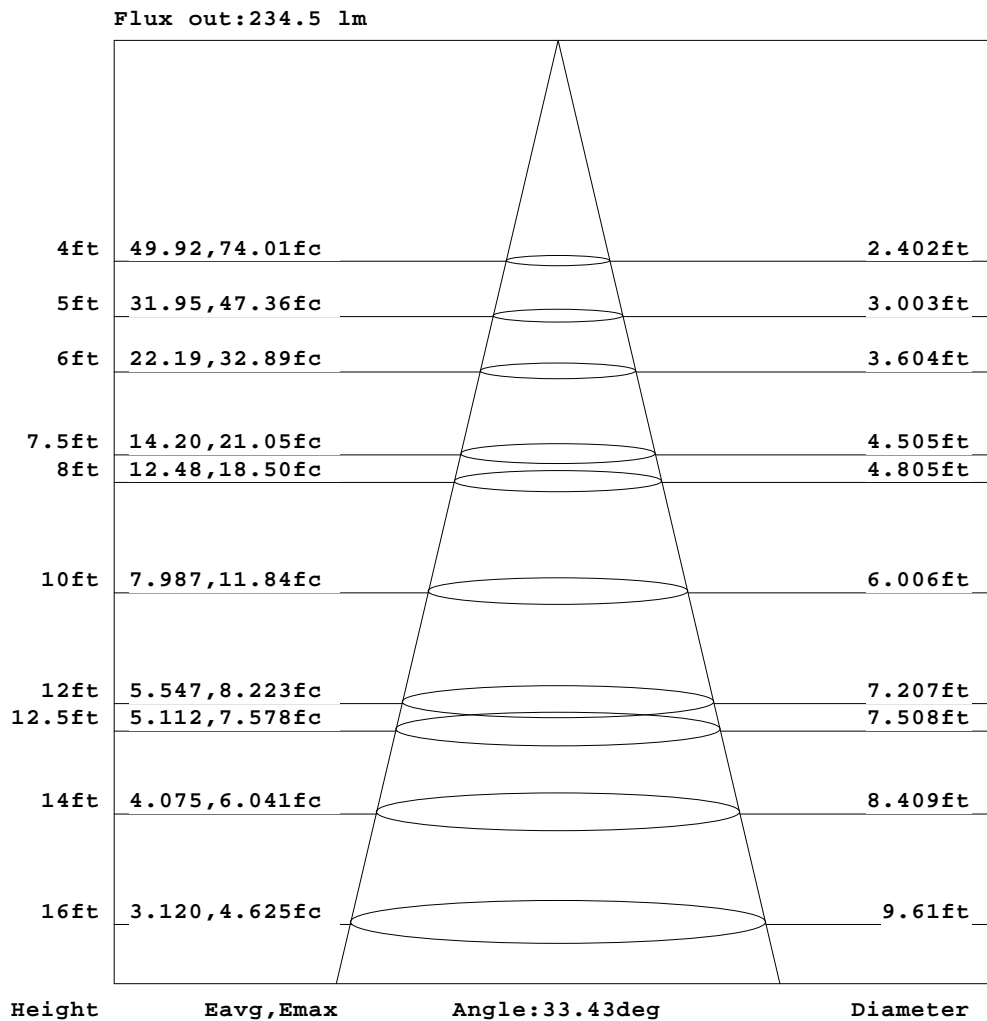


C Range: 0 - 360DEG  
C Interval: 30.0DEG  
Test Speed: HIGH  
Temperature:25.3℃  
Operators:zoe  
Test Date:2024-12-24

Range: 0 - 180DEG  
Interval: 1.0DEG  
Test System:EVERFINE GO-SPEX500\_V1 SYSTEM V2.00.461  
Humidity:65.0%  
Test Distance:3.160m [K=1.0000]  
Remarks: LAMP:NF2W757GRT-V4 Ra:90  
LENS:KY-XLZ148-36R+HONEYCOMB LOUVER  
NOT DRIVER:48V  
30minutes warm-up

## AAI Figure

Test:U:47.997V I:0.3295A P:15.815W PF:1.0000 Freq:49.99Hz Lamp Flux:1709.4x1 lm		
NAME: OZ48-KDHL-16	TYPE:	WEIGHT:
SPEC.: 3000K	DIM.:	SERIAL No.: 2412241508
MFR.: RISE	SUR.: 0.00413m2	Shielding Angle:



Note: The Curves indicate the illuminated area and the average illumination when the luminaire is at different distance.

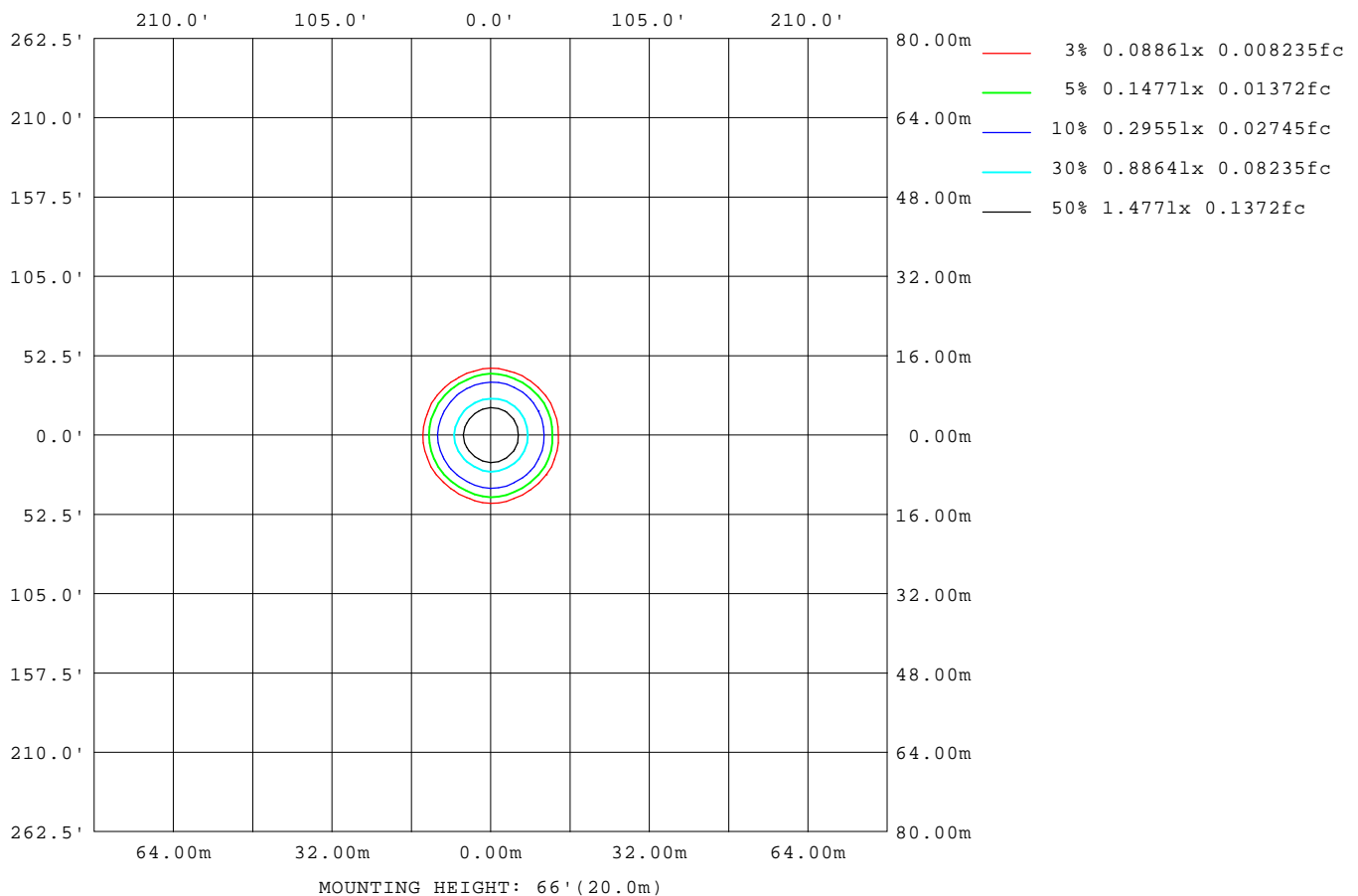
C Range: 0 - 360DEG  
C Interval: 30.0DEG  
Test Speed: HIGH  
Temperature: 25.3°C  
Operators: zoe  
Test Date: 2024-12-24

Range: 0 - 180DEG  
Interval: 1.0DEG  
Test System: EVERFINE GO-SPEX500\_V1 SYSTEM V2.00.461  
Humidity: 65.0%  
Test Distance: 3.160m [K=1.0000]  
Remarks: LAMP: NF2W757GRT-V4 Ra: 90  
LENS: KY-XLZ148-36R+HONEYCOMB LOUVER  
NOT DRIVER: 48V  
30minutes warm-up



## ISOLUX DIAGRAM

Test:U:47.997V I:0.3295A P:15.815W PF:1.0000 Freq:49.99Hz Lamp Flux:1709.4x1 lm		
NAME: OZ48-KDHL-16	TYPE:	WEIGHT:
SPEC.: 3000K	DIM.:	SERIAL No.: 2412241508
MFR.: RISE	SUR.: 0.00413m2	Shielding Angle:



C Range: 0 - 360DEG  
C Interval: 30.0DEG  
Test Speed: HIGH  
Temperature: 25.3 °C  
Operators: zoe  
Test Date: 2024-12-24

Range: 0 - 180DEG  
Interval: 1.0DEG  
Test System: EVERFINE GO-SPEX500\_V1 SYSTEM V2.00.461  
Humidity: 65.0%  
Test Distance: 3.160m [K=1.0000]  
Remarks: LAMP: NF2W757GRT-V4 Ra:90  
LENS: KY-XLZ148-36R+HONEYCOMB LOUVER  
NOT DRIVER: 48V  
30minutes warm-up

## LED Avg.L Report

Test:U:47.997V I:0.3295A P:15.815W PF:1.0000 Freq:49.99Hz Lamp Flux:1709.4x1 lm		
NAME: OZ48-KDHL-16	TYPE:	WEIGHT:
SPEC.: 3000K	DIM.:	SERIAL No.: 2412241508
MFR.: RISE	SUR.: 0.00413m2	Shielding Angle:

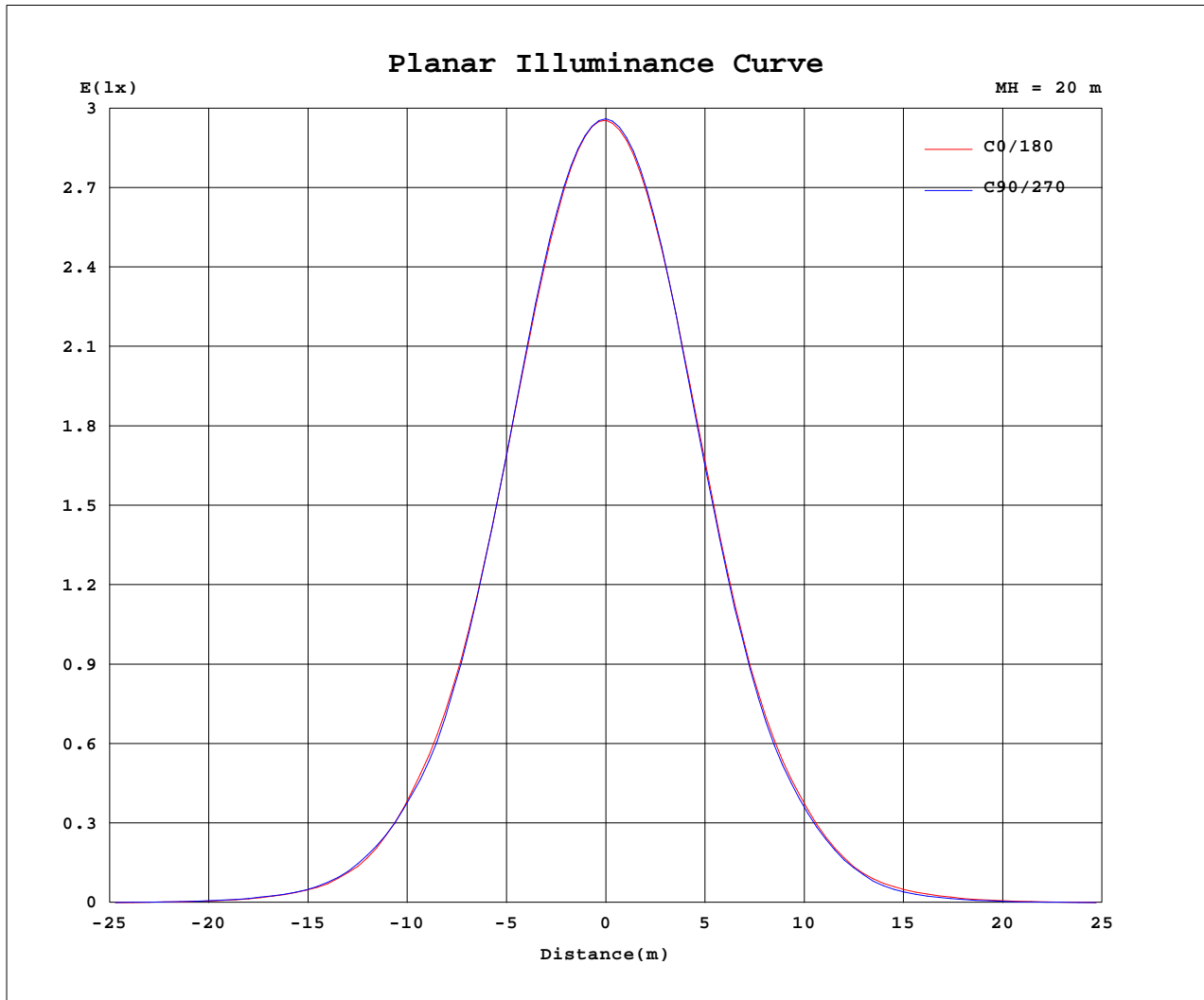
AvgL	cd/m2
L_0~180(65)av	15
L_0~180(75)av	17
L_0~180(85)av	47
L_90~270(65)av	10
L_90~270(75)av	14
L_90~270(85)av	31
L_45(65)av	12
L_45(75)av	11
L_45(85)av	20

Standard: GB/T 29293-2012

C Range: 0 - 360DEG  
C Interval: 30.0DEG  
Test Speed: HIGH  
Temperature:25.3℃  
Operators:zoe  
Test Date:2024-12-24

Range: 0 - 180DEG  
Interval: 1.0DEG  
Test System:EVERFINE GO-SPEX500\_V1 SYSTEM V2.00.461  
Humidity:65.0%  
Test Distance:3.160m [K=1.0000]  
Remarks: LAMP:NF2W757GRT-V4 Ra:90  
LENS:KY-XLZ148-36R+HONEYCOMB LOUVER  
NOT DRIVER:48V  
30minutes warm-up

## Planar Illuminance Curve



C Range: 0 - 360DEG  
 C Interval: 30.0DEG  
 Test Speed: HIGH  
 Temperature: 25.3 °C  
 Operators: zoe  
 Test Date: 2024-12-24

Range: 0 - 180DEG  
 Interval: 1.0DEG  
 Test System: EVERFINE GO-SPEX500\_V1 SYSTEM V2.00.461  
 Humidity: 65.0%  
 Test Distance: 3.160m [K=1.0000]  
 Remarks: LAMP: NF2W757GRT-V4 Ra: 90  
 LENS: KY-XLZ148-36R+HONEYCOMB LOUVER  
 NOT DRIVER: 48V  
 30minutes warm-up



## LUMINOUS DISTRIBUTION INTENSITY DATA

Test:U:47.997V I:0.3295A P:15.815W PF:1.0000 Freq:49.99Hz Lamp Flux:1709.4x1 lm		
NAME: OZ48-KDHL-16	TYPE:	WEIGHT:
SPEC.: 3000K	DIM.:	SERIAL No.: 2412241508
MFR.: RISE	SUR.: 0.00413m2	Shielding Angle:

Table--1

UNIT: cd

C(DEG) (DEG)	0	30	60	90	120	150	180	210	240	270	300	330						
0	1182	1182	1182	1182	1182	1182	1182	1182	1182	1182	1182	1182						
5	1123	1131	1128	1125	1110	1112	1115	1109	1115	1119	1131	1127						
10	943	957	952	947	921	927	933	918	922	930	958	949						
15	689	707	693	688	661	673	680	658	659	671	703	697						
20	444	458	438	436	410	424	432	412	414	425	453	453						
25	262	264	258	250	237	240	252	234	243	243	266	260						
30	127	138	130	132	117	124	126	119	113	122	126	133						
35	52.2	59.0	52.9	56.0	48.8	52.8	52.9	48.4	45.9	46.1	49.8	52.8						
40	21.6	23.6	23.0	23.1	21.4	22.3	23.4	19.5	19.0	17.5	21.0	19.0						
45	7.57	8.62	7.77	8.34	7.71	8.06	7.85	6.71	5.75	5.51	6.50	6.53						
50	1.45	2.17	1.76	2.16	1.57	2.04	1.78	1.53	0.87	1.30	1.02	1.41						
55	0.28	0.27	0.29	0.20	0.26	0.22	0.29	0.12	0.13	0.06	0.17	0.14						
60	0.04	0.04	0.03	0.03	0.03	0.04	0.03	0.02	0.02	0.02	0.02	0.02						
65	0.03	0.03	0.02	0.02	0.02	0.03	0.03	0.02	0.01	0.01	0.02	0.02						
70	0.02	0.02	0.02	0.02	0.02	0.02	0.02	0.01	0.01	0.02	0.01	0.02						
75	0.02	0.01	0.01	0.01	0.01	0.02	0.02	0.01	0.01	0.01	0.01	0.01						
80	0.02	0.01	0.01	0.01	0.01	0.01	0.01	0.01	0.01	0.01	0.01	0.01						
85	0.02	0.01	0.01	0.01	0.01	0.01	0.01	0.01	0.01	0.01	0.01	0.01						
90	0.00	0.00	0.00	0.00	0.00	0.00	0.00	0.00	0.00	0.00	0.00	0.00						
95	0.00	0.00	0.00	0.00	0.00	0.00	0.00	0.00	0.00	0.00	0.00	0.00						
100	0.00	0.00	0.00	0.00	0.00	0.00	0.00	0.00	0.00	0.00	0.00	0.00						
105	0.00	0.00	0.00	0.00	0.00	0.00	0.00	0.00	0.00	0.00	0.00	0.00						
110	0.00	0.00	0.00	0.00	0.00	0.00	0.00	0.00	0.00	0.00	0.00	0.00						
115	0.00	0.00	0.00	0.00	0.00	0.00	0.00	0.00	0.00	0.00	0.00	0.00						
120	0.00	0.00	0.00	0.00	0.00	0.00	0.00	0.00	0.00	0.00	0.00	0.00						
125	0.00	0.00	0.00	0.00	0.00	0.00	0.00	0.00	0.00	0.00	0.00	0.00						
130	0.00	0.00	0.00	0.00	0.00	0.00	0.00	0.00	0.00	0.00	0.00	0.00						
135	0.00	0.00	0.00	0.00	0.00	0.00	0.00	0.00	0.00	0.00	0.00	0.00						
140	0.00	0.00	0.00	0.00	0.00	0.00	0.00	0.00	0.00	0.00	0.00	0.00						
145	0.00	0.00	0.00	0.00	0.00	0.00	0.00	0.00	0.00	0.00	0.00	0.00						
150	0.00	0.00	0.00	0.00	0.00	0.00	0.00	0.00	0.00	0.00	0.00	0.00						
155	0.00	0.00	0.00	0.00	0.00	0.00	0.00	0.00	0.00	0.00	0.00	0.00						
160	0.00	0.00	0.00	0.00	0.00	0.00	0.00	0.00	0.00	0.00	0.00	0.00						
165	0.00	0.00	0.00	0.00	0.00	0.00	0.00	0.00	0.00	0.00	0.00	0.00						
170	0.00	0.00	0.00	0.00	0.00	0.00	0.00	0.00	0.00	0.00	0.00	0.00						
175	0.00	0.00	0.00	0.00	0.00	0.00	0.00	0.00	0.00	0.00	0.00	0.00						
180	0.00	0.00	0.00	0.00	0.00	0.00	0.00	0.00	0.00	0.00	0.00	0.00						

C Range: 0 - 360DEG  
C Interval: 30.0DEG  
Test Speed: HIGH  
Temperature:25.3℃  
Operators:zoe  
Test Date:2024-12-24

Range: 0 - 180DEG  
Interval: 1.0DEG  
Test System:EVERFINE GO-SPEX500\_V1 SYSTEM V2.00.461  
Humidity:65.0%  
Test Distance:3.160m [K=1.0000]  
Remarks: LAMP:NF2W757GRT-V4 Ra:90  
LENS:KY-XLZ148-36R+HONEYCOMB LOUVER  
NOT DRIVER:48V  
30minutes warm-up